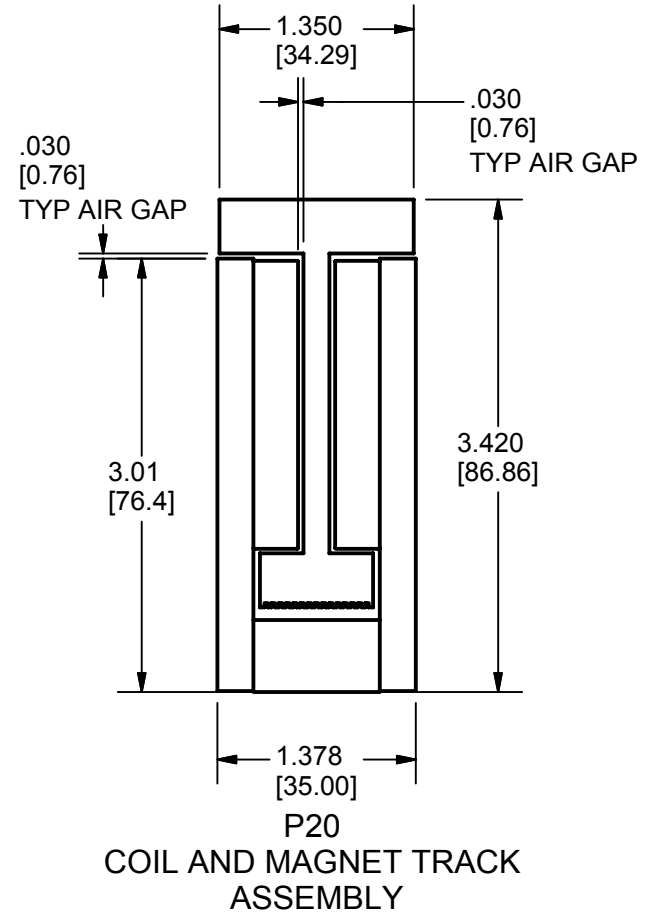
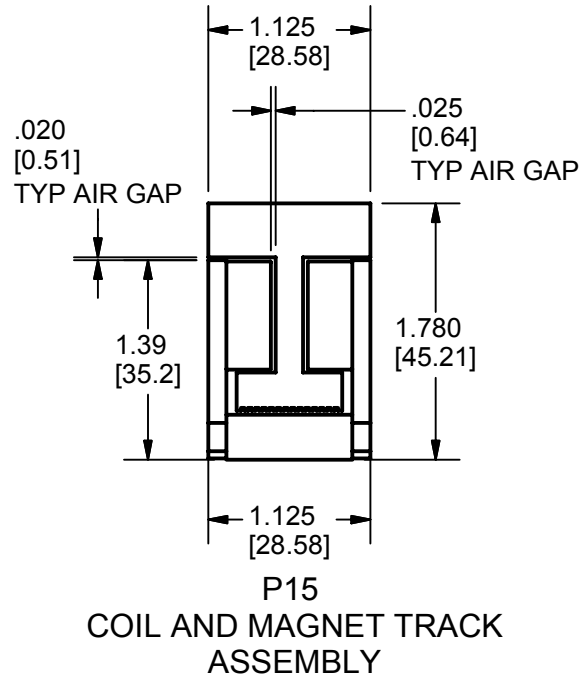
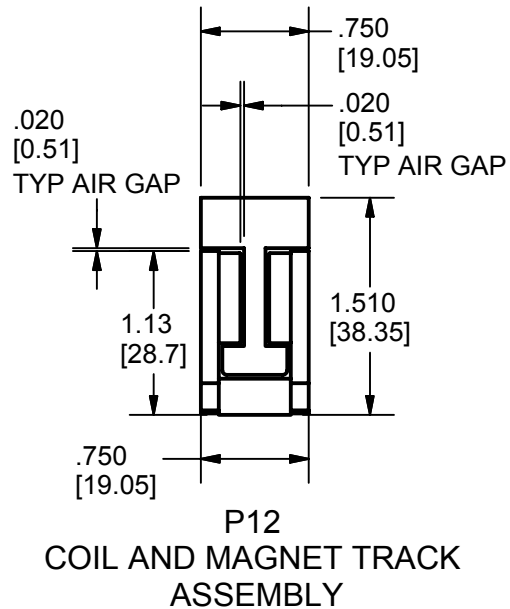



REVISION HISTORY						
REV	ECO#	ZONE	DESCRIPTION	BY	DATE	APPROVED
A	-	-	INITIAL RELEASE	PMJ	12/16/2005	JAW



UNLESS OTHERWISE SPECIFIED:
 - DIMENSIONS ARE IN INCHES [mm]
 - TOLERANCES ON:
 X.XX ± 0.01 [± 0.25 mm]
 X.XXX ± 0.005 [± 0.125 mm]
 X/X ± 1/32
 ANGLES ± 0°30' 
 DRAWING CONFORMS TO ANSI
 Y14.5

THESE DRAWINGS AND SPECIFICATIONS ARE THE PROPERTY OF AIREX CORP. ARE PROPRIETARY, ISSUED IN STRICT CONFIDENCE, AND SHALL NOT BE REPRODUCED, CONVEYED OR USED WITHOUT PRIOR WRITTEN PERMISSION.

DRAWN	DATE
PMJ	12/16/2005
CHECKED	DATE
PMJ	12/19/2005
APPROVED	DATE
JAW	12/19/2005
RELEASED	DATE
PMJ	12/19/2005
SCALE	SHEET
NTS	1 OF 1



AIREX CORPORATION
 Precision Electromagnetic Component Design and Manufacturing
 www.airex.com

TITLE
 P-SERIES COIL AND MAGNET TRACK ASSEMBLY PROFILES

SIZE	PART NO	REV
A	11625	A

FINISH
 N/A
 NEXT LEVEL ASSEMBLY